



Summer Holidays Assignment (2023-2024)

Class II

*Summer brings us nice warm Sun,
For skating, dancing and lots of fun.*

This summer break, just try new things. Open new horizon and soar.



Dear Students and Parents

It's summertime when faces light up with smiles.

It's time for the children to play, relax and enjoy as summer vacation is the time they eagerly await for. Also, this is the time to unlock the days creatively making the most while at home. Along with the break, come many opportunities for your child to share new discoveries in reading, baking, gardening, painting, drawing and even composing their own songs or taking up any hobby.

Here are the ways by which you can make the holidays fun and meaningful at the same time :

- Provide your child with some quiet reading time. Set aside fifteen or twenty minutes each day for your child to relax and curl up with a good book.
- Ask your child to help you in doing small household chores like cleaning the cupboards, watering the plants, making the bed, serving meals. Helping in the kitchen can be fun too.
- Don't let them become a couch potato!! **REDUCE SCREEN TIME.** Instead make them play interesting games like Scrabble, Pictionary, Chess etc.
- Encourage them to exercise or take up a sport and be fit.
- Take them to parks where they can spend time observing the wonders of blooming of flowers, sprouting of new leaves, rising or setting of the sun, flock of birds taking off or coming back to roost etc

As the school announces the summer break, we want to ensure that the children have a constructive vacation. With this thought some holidays' homework is being given which will keep the child active and observant. The work can easily be done by the students with a little assistance, only when required.

Follow the guidelines given by teachers to complete specific activities.



General Instructions :



Make a separate 3 in 1 notebook for holidays homework.

You can either take printouts and paste them in your notebook or copy it down from here and complete the homework.

English

1. Learn all the written work done in the C.W. notebook.
2. Complete your cursive writing book up to page number 20.
3. Father's day is observed on 3rd Sunday of every June. Pamper your father by preparing a mouth watering recipe which might become his all time favourite. (For ex : Oreo Shake / Lemonade / Sprouts Salad)
Also prepare a beautiful Father's Day card for him to see a smile on his face.
4. Read the naming words in the box. Write them in the correct categories.

dog	school	teacher	computer	restaurant	iguana
hospital	catfish	nurse	pencil	cow	police station
carpet	father	girl	ladybug	eyeglasses	theatre
chicken	library	barber	shoe	butcher	toothbrush

<p>person</p> <p>1 _____</p> <p>2 _____</p> <p>3 _____</p> <p>4 _____</p> <p>5 _____</p> <p>6 _____</p>	<p>place</p> <p>1 _____</p> <p>2 _____</p> <p>3 _____</p> <p>4 _____</p> <p>5 _____</p> <p>6 _____</p>	
	<p>thing</p> <p>1 _____</p> <p>2 _____</p> <p>3 _____</p> <p>4 _____</p> <p>5 _____</p> <p>6 _____</p>	<p>animal</p> <p>1 _____</p> <p>2 _____</p> <p>3 _____</p> <p>4 _____</p> <p>5 _____</p> <p>6 _____</p>

5. READING TIME

"Reading enhances our language skills and develops fluency, allowing us to express our thoughts and ideas better. Books quench our thirst for knowledge"

On this note , read a short story based on values and morals like 'Panchtantra' or 'Jataka Tales'.

Did you like the story?


Now try to find out 5 special names and 5 common names from the story and write them in a tabular form



Common Names	Special Names

हिन्दी


1. कक्षा में कराए गए संपूर्ण कार्य की पुनरावृत्ति करें।
2. मोती मेरे अक्षर में पृष्ठ 20 तक पूरा करें।
3. कथा मंजूषा में कहानी 1 एवम् 2 पढ़ें ।
4. वाक्य निर्माण का अभ्यास करें।
5. परियोजना कार्य : ए 3 शीट पर घर के बाहर खेले जाने वाले खेलों अनुक्रमांक(1-16) तथा घर के अंदर खेले जाने वालों अनुक्रमांक (17-33) का एक सुंदर कोलाज बनाओ।



Maths

Maths holiday homework

1. Complete page no. 5-13, 18, 19, 21 in Magical Maths book.
2. Memorize the tables from 2 to 5.
3. Do 5 sums of addition (carrying over) in 3 in 1 notebook daily.
4. Revise all the work done in the class so far.



Environmental Science

1. Read L-1 to 5 thoroughly and revise all the work done in EVS notebook.

2. On A-4 size sheet write a slogan for SWACHHA BHARAT ABHIYAN.



3. Visit your grandparents, have at least one meal with them, listen to their childhood experiences and click snaps with them and paste on A-4 size sheet.

4. You may need some help from them in case of accident or emergency. Find out and write their phone numbers in EVS notebook.

1. Fire station

2. Nearby hospital

3. Police station

4. Ambulance

You may add some more to this list.



5. Make one beautiful chart according to your Roll No. on these festivals.

Roll No. 1 to 5 Rakshabandhan

Roll No. 6 to 10 Independence day

Roll No. 11 to 15 Janamashtami

Roll No. 16 to 20 Dussehra

Roll No. 21 to 25 Deepawali

Roll No. 26 to 30 Christmas

Roll No. 31 onwards Republic Day



Art n Craft

1) Design a beautiful Jungle Scene or Garden Scene on A-3 size pastel sheet.

*You can draw it or use cutouts to make your work beautiful. Frame your sheet with another colour pastel sheet.

2) Design a 3D Face Mask.

Theme of the Face Mask:-Party Mask or Animal Mask.

Material required:-Pastel Sheet, Glitter Sheet, Ribbon, decorative Material etc.

*Use Material according to your own innovative idea.



General Knowledge

Revise whole syllabus of GK covered so far till page no. 15